











S

Cambridge YLE: Starters Reading & Writing

This worksheet includes activities to practise for Cambridge Young Learners English: Reading & Writing.

S

1 Look and read. Put a tick (✓) or a cross (✗) in the box.

A This is a tree	<input checked="" type="checkbox"/>		B This is a bird.	<input checked="" type="checkbox"/>	
C This is a giraffe.	<input type="checkbox"/>		D This is a leopard.	<input type="checkbox"/>	
E This is a flamingo.	<input type="checkbox"/>		F This is a zebra.	<input type="checkbox"/>	
G This is an elephant.	<input type="checkbox"/>		H This is blue bird.	<input type="checkbox"/>	

S


2 Look and read. Write yes or no.




- | | |
|---|-------|
| A There is one bird in the picture. | No. |
| B There are two birds. | Yes. |
| C There is a snake. | |
| D The snake is in the river. | |
| E There is a zebra. | |
| F The zebra is red and white. | |
| G There is a pink and blue and yellow butterfly. | |
| H There isn't a monkey in the picture. | |
| I There isn't a rhinoceros. | |
| J There aren't any flamingos. | |



S 3 Look at the pictures. Look at the letters. Write the words.


A  r r e i v r i v e r

B  r g s s a _ _ _ _ _


C  k n o y m e _ _ _ _ _

D  g i r e t _ _ _ _ _

E  k n s e a _ _ _ _ _

F  t b r t u f y e l _ _ _ _ _

4 Colour the picture.





5 Write sentences about your picture.

Examples: There are ten snakes.
There are two yellow snakes.

A

B

C

D



6 Read. Write the sentences

A the green is grass

The grass is green.

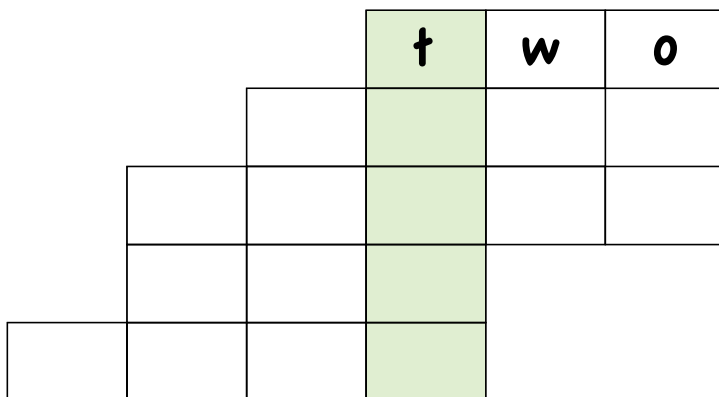
B are of there lots animals

C two are the birds beside river

D is the scared white of fire bird

E water in the elephants their trunks have

7 Write the numbers. Can you find the animals?



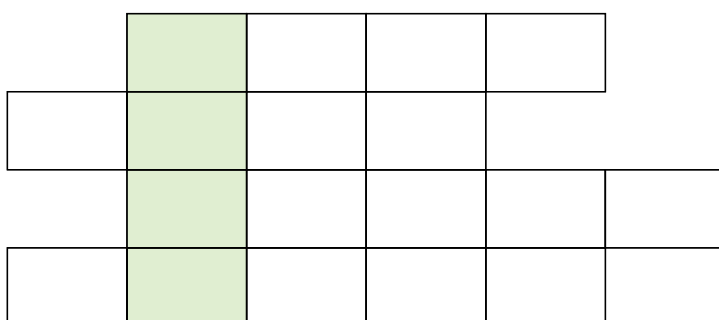
◀ 2

◀ 6

◀ 8

◀ 1

◀ 4



◀ 5

◀ 9

◀ 7

◀ 3