

The Thirsty Tree Play Station Project




Potato Heads

Grow your own potato head.


You need:
a potato
cotton wool
grass seed
a small bowl
a knife
a spoon
an indelible marker




- 1 Cut the top and bottom off a large potato.
(Ask an adult for help.)



- 2 Take out the top of the potato with a spoon.




- 3 Draw a funny face on the potato.



- 4 Put the cotton wool in the potato and place in a bowl of water.



- 5 Sprinkle some grass seed on the potato.
Water the seed.



- 6 Watch the hair grow on your potato head.



Go to www.helblingyoungreaders.com to download this page.